



lumini Solucoes em Iluminacao LTDA
www.lumini.com.br
Email: laboratorio@lumini.com.br
Tel: +55 11 3437-5555 Fax: +55 11 3437-5555
Address: Rua Ferreira Viana, 716 - Socorro - São Paulo/SP

lumini

LumCAT:

Luminaire: focal diffusa e

LampCAT: modulo led 15.5W 30K irc 90

Ballast type: led driver 350mA

Report No:

Voltage(V): 128.3000

Test No:

Current(A): 0.1220

Number of Lamps: 1

Power (W): 15.6530

Lamp flux(lm): 1265.0

PF: 0.9950

Length(mm): 94

Width(mm): 94

Phm Type: C

Height(mm): 0

Photometric Results

Lumens(lm): 277.37, Efficiency(%): 21.93% , Luminous Efficacy(lm/W): 17.72

Central intensity(cd): 211.888, Maximum intensity(cd): 211.888

Angle of maximum intensity: $C=0.0$ $\gamma=0.0$

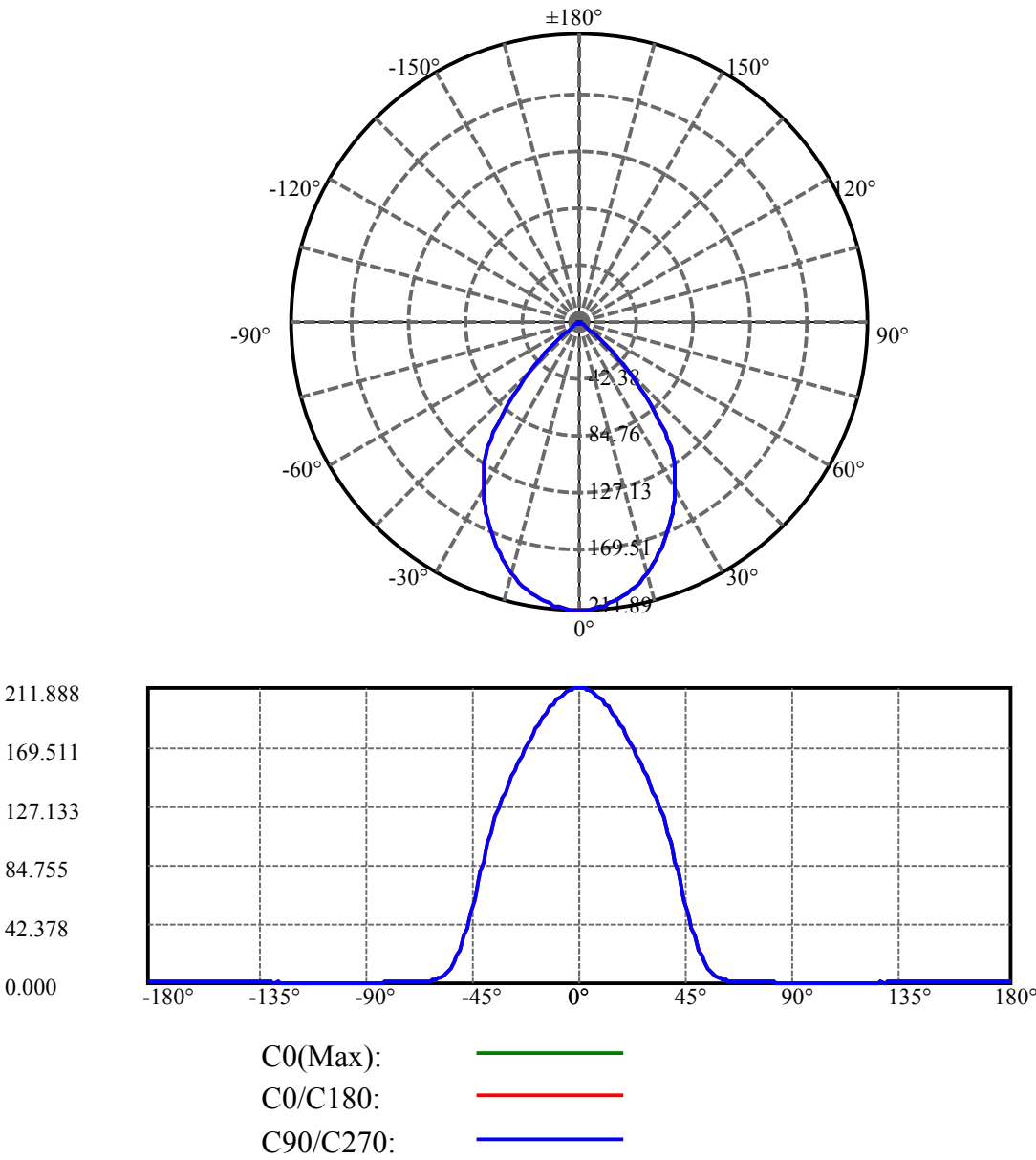
Beam angle of C0 plane : 74.74

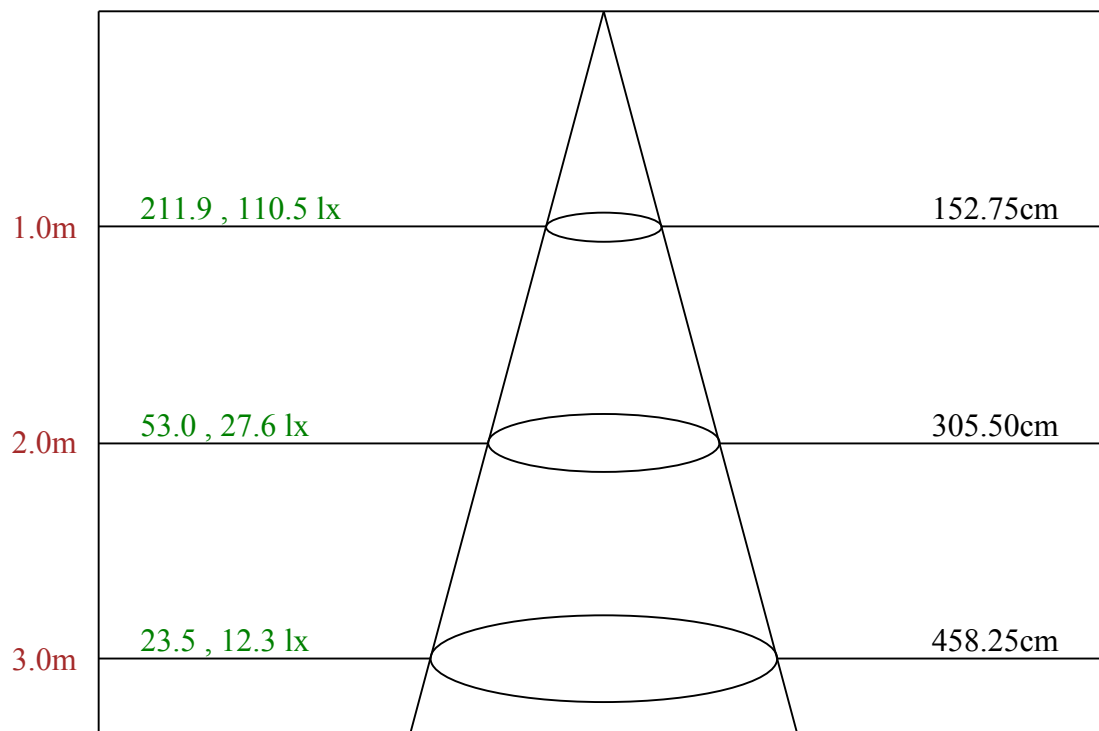
Average BeamAngle(IEC 61341): 74.74

Equipment: equipamento lumini
Temperature(°C): 25.0

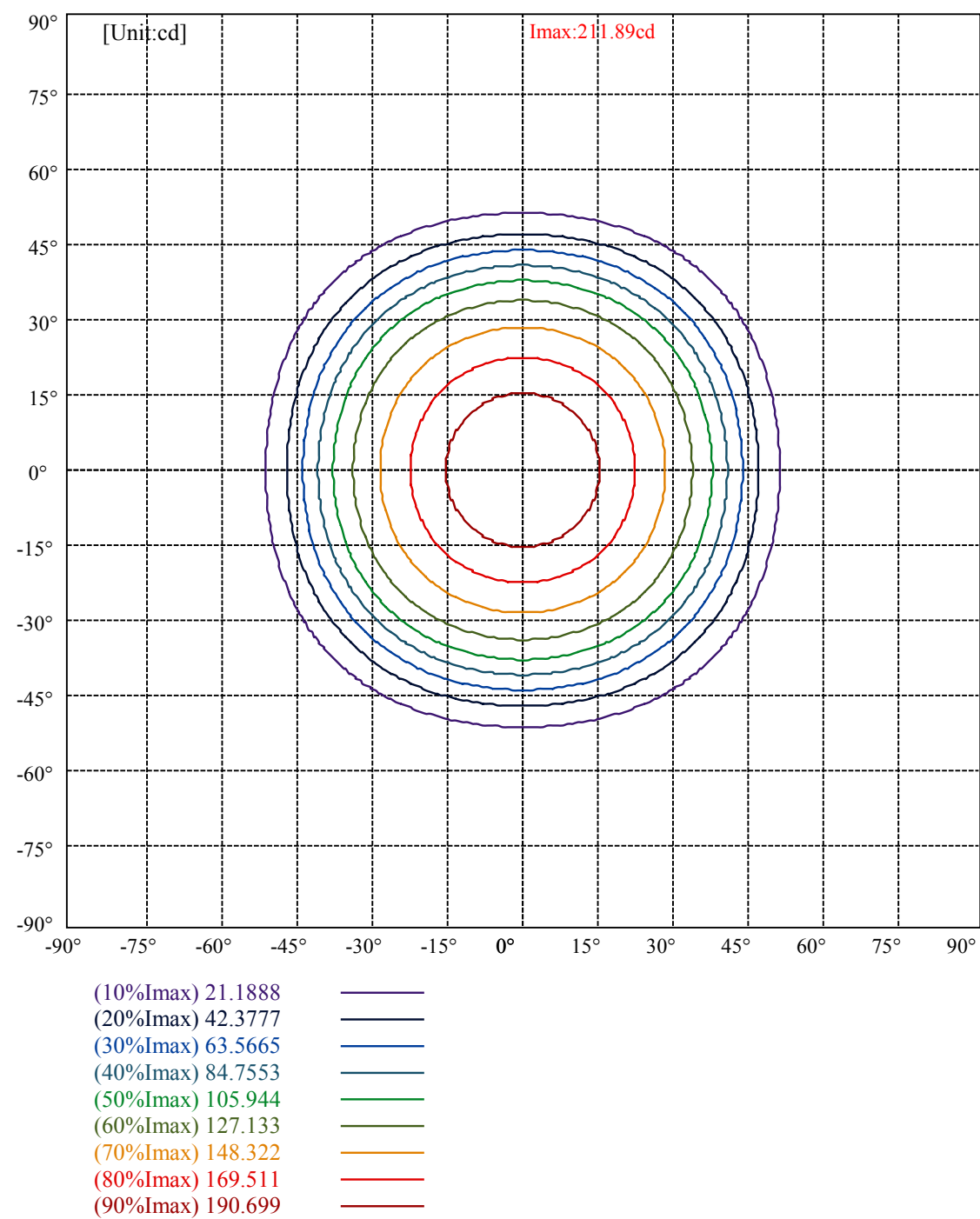
Date: 22/11/2024
Humidity(%): 76.0%

Operator: 01
Distance(m): 6.90





Max , Ave Beam angle of C0 plane 74.74



lumini

Luminance Limiting Curve(no luminous side)

Appendix Page: 5 Total:6

Luminance Table

γ	45	50	55	60	65	70	75	80	85
C0	8298	4186	1684	638	370	343	364	450	835
C45	8298	4186	1684	638	370	343	364	450	835
C90	8298	4186	1684	638	370	343	364	450	835

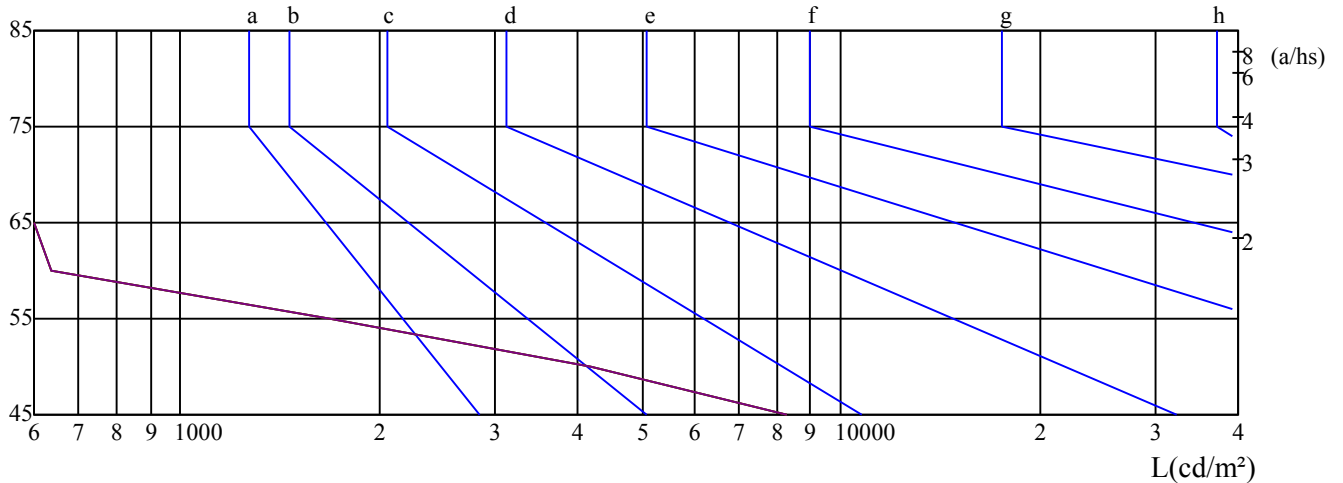
L(Hor)(65)	L(Ver)(65)	L45(65)	L(Hor)(75)	L(Ver)(75)	L45(75)	L(Hor)(85)	L(Ver)(85)	L45(85)
370	370	370	364	364	364	835	835	835

Glare Table

Glare	Quality	Service Values Illuminance(lx)							
1.15	A	2000	1000	500	≤ 300				
1.5	B		2000	1000	500	≤ 300			
1.85	C			2000	1000	500	≤ 300		
2.2	D				2000	1000	500	≤ 300	
2.55	E					2000	1000	500	≤ 300
		a	b	c	d	e	f	g	h

Luminance Limiting Curve

$\gamma(^{\circ})$



C0 —

C45 —

C90 —

Equipment: equipamento lumini
Temperature($^{\circ}$ C): 25.0

Date: 22/11/2024
Humidity(%): 76.0%

Operator: 01
Distance(m): 6.90

Illumination assessment according UGR											
Rf of Ceiling	70	70	50	50	30	70	70	50	50	30	
Rf of Wall	50	30	50	30	30	50	30	50	30	30	
Rf of Floor	20	20	20	20	20	20	20	20	20	20	
Room dimensions		Viewed crosswise					Viewed endwise				
X	Y										
2H	2H	16.91	18.02	17.31	18.38	18.74	17.01	18.12	17.41	18.48	18.84
	3H	16.75	17.73	17.16	18.10	18.49	16.85	17.83	17.26	18.21	18.60
	4H	16.66	17.57	17.09	17.96	18.37	16.76	17.67	17.19	18.06	18.47
	6H	16.60	17.43	17.04	17.84	18.28	16.70	17.53	17.14	17.94	18.38
	8H	16.53	17.33	16.98	17.75	18.20	16.63	17.43	17.08	17.85	18.30
	12H	16.48	17.24	16.93	17.66	18.12	16.58	17.34	17.03	17.76	18.22
4H	2H	16.68	17.59	17.11	17.98	18.39	16.77	17.68	17.20	18.07	18.49
	3H	16.48	17.23	16.94	17.66	18.12	16.58	17.33	17.04	17.76	18.22
	4H	16.43	17.08	16.90	17.54	18.03	16.53	17.18	17.00	17.64	18.13
	6H	16.32	16.90	16.82	17.38	17.87	16.42	16.99	16.92	17.48	17.97
	8H	16.28	16.82	16.80	17.30	17.82	16.38	16.91	16.89	17.40	17.92
	12H	16.26	16.75	16.78	17.23	17.79	16.36	16.85	16.87	17.33	17.89
8H	4H	16.25	16.79	16.77	17.28	17.79	16.35	16.88	16.86	17.37	17.89
	6H	16.13	16.58	16.67	17.08	17.64	16.23	16.67	16.76	17.18	17.73
	8H	16.14	16.52	16.70	17.07	17.61	16.24	16.62	16.80	17.17	17.71
	12H	16.13	16.44	16.70	16.98	17.54	16.23	16.53	16.79	17.08	17.64
12H	4H	16.21	16.70	16.72	17.18	17.74	16.30	16.80	16.82	17.28	17.84
	6H	16.12	16.50	16.68	17.05	17.59	16.22	16.60	16.78	17.15	17.69
	8H	16.10	16.40	16.66	16.95	17.51	16.19	16.50	16.76	17.05	17.61
Variation with the observer position at spacings:											
S = 1.0H		2.4/-8.0					2.4/-8.0				
S = 1.5H		4.6/-12.2					4.6/-12.2				
S = 2.0H		6.7/-11.6					6.7/-11.6				
Standard tables:		BK0					BK0				
Uncorrected UGR		-2.7					-2.7				

依据CIE Publ. 117 计算 UGR, S/H = 0.25